




### District Report Card: 2017


<b>State:</b> Bihar	<b>District:</b> Saran
<b>Class:</b> 5	<b>Subject:</b> Language
<b>Schools:</b> 60	<b>Students:</b> 1303







### Participation/Coverage


#### Students

<div>GENDER</div> <div></div>	Boys				Girls			
	Number		%		Number		%	
	601		46.12		702		53.88	

<div>AREA</div> <div></div>	Rural				Urban			
	Number		%		Number		%	
	1190		91.33		113		8.67	

<div>CATEGORY</div> <div></div>	SC		ST		OBC		GEN	
	Number	%	Number	%	Number	%	Number	%
	151	11.59	43	3.30	973	74.67	136	10.44

<div>CWSN</div> <div> </div>	LD	VI	HI	S&LD	ID	Oth
	1	5	0	0	0	0

<div>Management</div> <div></div>	Government			Government-aided		
	Number		%	Number		%
	1303		100.00	0		0.00

### Average Performance of Students in Language (%)

Overall	Gender		Area		Management		Social Group			
	Male	Female	Rural	Urban	Govt.	Aided	SC	ST	OBC	GEN
61.31	61.94	60.77	61.19	62.54	61.31	0.00	55.72	80.16	61.53	60.00

## Performance on Learning Outcomes (LOs)

Learning Outcomes	Description	Average Performance(%)
L504	Reads and comprehends independently storybooks, news items/ headlines, advertisements etc.	55.66
L508	Reads text with comprehension, locates details and sequence of events	64.14

Range of Performance of Students who Answered Correctly							
Below 30%		30% - 50%		50% - 75%		Above 75%	
Number	%	Number	%	Number	%	Number	%
126	9.67	266	20.41	524	40.21	387	29.70

## Lowest Performing Learning Outcomes (LOs)

- 1 - Reads and comprehends independently storybooks, news items/ headlines, advertisements etc. (55.66)
- 2 - Reads text with comprehension, locates details and sequence of events (64.14)